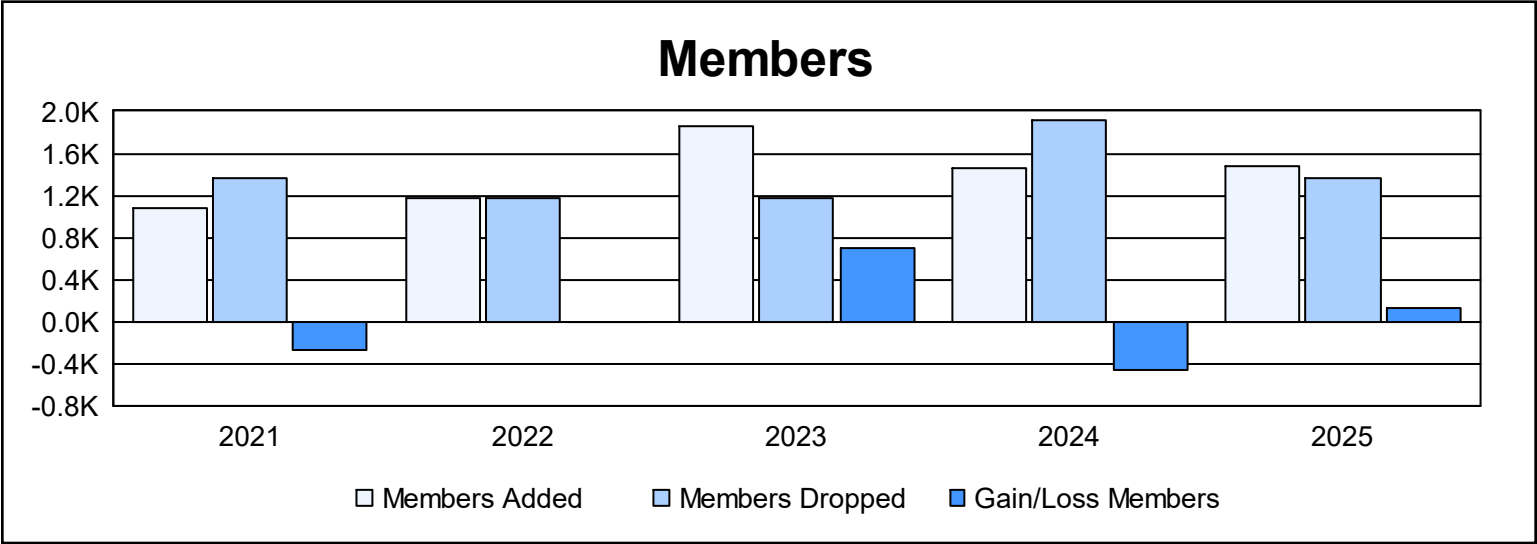
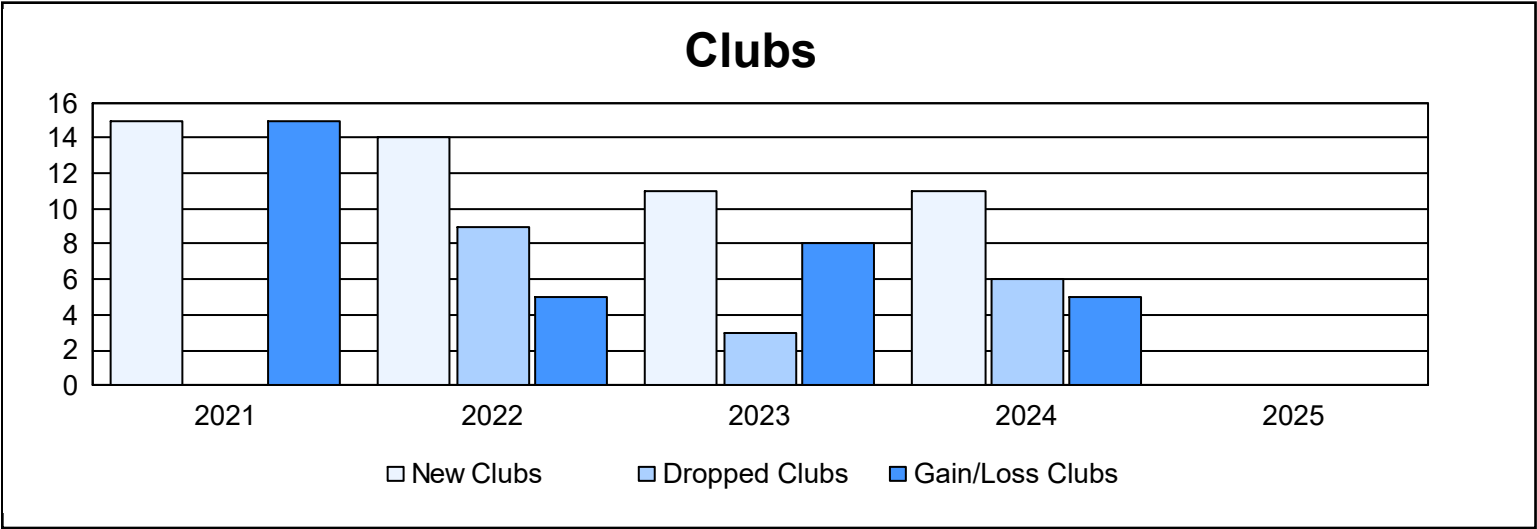
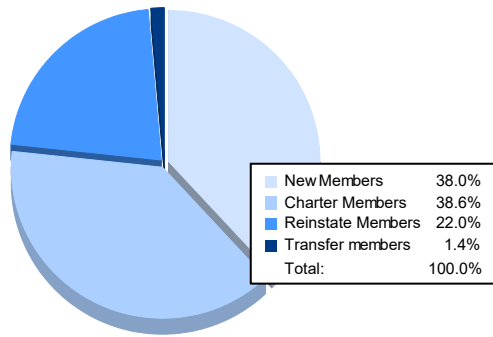


| Year | New Clubs | Dropped Clubs | Gain/ Loss Clubs | New Members | Charter Members | Reinstate Members | Transfer Members | Total Member Added | Total Members Dropped | Gain/ Loss Members |
|-----------|-----------|---------------|------------------|-------------|-----------------|-------------------|------------------|--------------------|-----------------------|--------------------|
| 2020-2021 | 15 | 0 | 15 | 565 | 464 | 49 | 5 | 1,083 | 1,356 | -273 |
| 2021-2022 | 14 | 9 | 5 | 638 | 412 | 113 | 10 | 1,173 | 1,178 | -5 |
| 2022-2023 | 11 | 3 | 8 | 1,277 | 364 | 152 | 70 | 1,863 | 1,165 | 698 |
| 2023-2024 | 11 | 6 | 5 | 578 | 381 | 455 | 38 | 1,452 | 1,906 | -454 |
| 2024-2025 | | | | 561 | 570 | 325 | 21 | 1,477 | 1,358 | 119 |
| Average | 13 | 5 | 8 | 724 | 438 | 219 | 29 | 1,410 | 1,393 | 17 |



Membership Composition June 2025 Cumulative



Gender Composition June 2025 Cumulative

